



Welcome to Strada International Taxation !

User guide

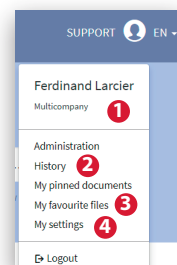


strada
international taxation

www.stradainternationaltaxation.com

Access to Strada International Taxation is carried out on the www.stradainternationaltaxation.com website by means of a login (email address) and a password, or via IP recognition.

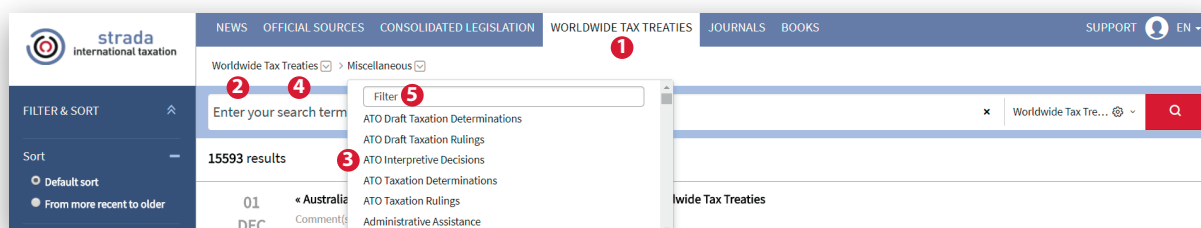
Once connected, a click on the silhouette in the top right corner of the screen allows you to access your personal MyStrada space to **manage your account** ①, access your **history** ② of search and consultation, access your **e-alerts, requests and saved documents** ③ and personalise your experience by defining your **preferences** ④ (filter options, newsletter subscriptions, etc.).



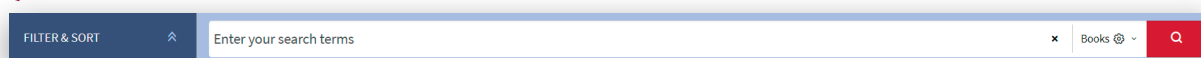
Explore the sources

The contents are accessible by using tabs ① or via the search engine. Each tab (News, Official sources, Consolidated legislation, Worldwide Tax Treaties, Journals, Books) contains a **submenu** ② permitting a choice which will guide the navigation. You access each level ③ on this submenu by clicking on the small arrow to the right of the preceding level. ④ The breadcrumb thus constructed over the course of your navigation allows you to know where you are located in the database at any time.

When the menu consists of numerous levels, a filter ⑤ allows you to directly access the item you want in the menu.



Search

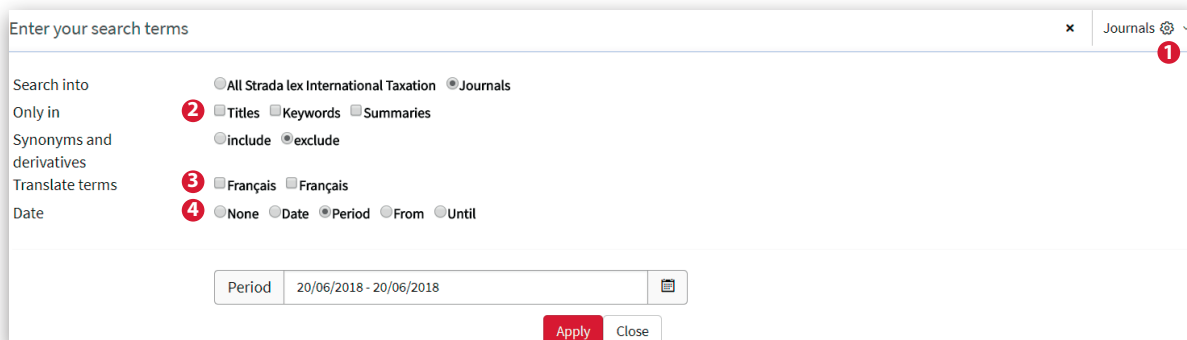


Search context


The results of a request sent from the homepage will emerge from the whole of the database. By placing yourself within a tab and then entering the terms in the search field you obtain the results from this single Strada International Taxation section. You can continue to **specify your search context** further in navigating in the **menu/breadcrumb** whilst retaining your search terms and options. It is thus possible, for example, for you to submit a request in all of the issues of a single review or in the judgements of the European Court of Justice.

Advanced search options

Clicking on the small cog ① to the right of the search field gives you access to advanced search options: restriction of the search field ②, translation of terms ③, search by date ④, etc.



Using the search suggestions

When you begin to type your request, Strada International Taxation automatically suggests terms available in the corpus which contain the characters encoded. Choosing a **suggested term** automatically adds it to the search field. If it consists of a series of words it will be automatically considered an expression, displayed as a tag. 

Depending on your search context, the suggestions also allow you to access more quickly a precise document (legislative act, article, etc.) or a **menu level** (review, year of publication or issue of a review, monograph, etc.).

Example:

Journal	
Suggested terms	Suggested Journal/Edition
Search on an expression	Access the Journal/Edition
journal	Revue internationale des services financiers / International Journal for Financial Services
journalism	Revue européenne et internationale de droit fiscal / European and International Journal of Tax Law
journalist	Journal de droit européen (former J.T.D.E.)
journalist by profession	
journalist's	

Refine the results

The fold-out filters to the left of the search field allow you to narrow down your search and refine your results. To apply them, there are two possibilities:

- Once you have selected the facets you are interested in by marking the boxes of your choice, it is important to click on 'apply' **1** to resubmit the search.
- If you wish to restrict the list of results to a single facet (example: Jurisprudence), you just need to click on the facet in question to automatically apply your search.

Certain filters fold out onto two levels. This is the case for the filters *Type* (Legislation > Nature; Jurisprudence > Jurisdictions > Judicial districts) and *Sources*.

When the filter consists of numerous facets, a search field **2** allows you to directly access the facet you want.



Search operators

Strada International Taxation puts at your disposal an intelligent search engine which for example takes into account the distance between the terms searched for to establish the relevance of the results, or which by default expands your search for synonyms or derivatives of the terms searched for. If you so wish, you may nevertheless use the regular search operators:

- **Boolean operators** are active in English AND, AND NOT, OR.
- **Inverted commas** allow you to restrict the search to the exact expression.
- **An asterisk** allows either the root (*tax** => taxation, taxpayer, etc.) or the ending (** active* => active, retroactive, etc.) of the term searched for to be taken into account.
- The **proximity operator** allows the distance between two words to be specified. Example: *damage w/3 assessment* will enable 'assessment of damage' to be found, *damage w/5 assessment* will enable 'assessment of the pecuniary damage' to be found.
- **Parentheses** enable complex searches to be carried out. Example: *(delegate 'data protection') AND NOT trade union*.

Using the results

Choosing a result opens a pre-visualisation window. This **display** allows you to navigate easily from one result to another whilst having a generally complete overview of each of them. To visualise this document in a more user-friendly manner and in context, you just have to click on the ‘full screen’ button **1** in the top right corner of the pre-visualisation pane. The document will be displayed across the full width of the page, with the corresponding **table of contents**.

Each request can be **saved** **2** or be the subject of an **e-alert** **3**. Each result can be **tagged** **4** to rapidly build up a list of references to be printed or saved. Each document can be **printed** **5**, saved as a **bookmark** **6** or be the subject of other actions available in the top right corner of the document (**PDF display** **7**, **historical versions**, etc.) or at the bottom of the page under the button ‘...’ **8**.

The screenshot shows the Strada International Taxation interface. On the left, there's a 'FILTER & SORT' sidebar with options for 'Sort' (Default sort, From more recent to older), 'My subscriptions' (All results, Full text), 'Type' (Case law, Comment, Bibliography), and 'Date' (2019, 2017, 2016). The main area displays search results for 'Degrave, E., « Cambridge Analytica : et la vie privée ? », J.D.E., 2018/6, n° 250, p. 213'. A document preview is shown for 'La clause de non-concurrence au regard des articles 101 TFUE, 102 TFUE et du contrôle des opérations de concentration'. Red circles 1-8 highlight various interactive elements: 1. Full screen button, 2. Save request button, 3. E-alert button, 4. Tag button, 5. Print button, 6. Bookmark button, 7. PDF display button, 8. More options button.

Activation of new contents

Access to the full text of the documents contained within Strada International Taxation depends on the content of your subscription package (details of it are visible in MyStrada/Administration/My subscriptions). The results not included in your subscription are identified by a pictogram (a lock).

Do you want to access the full text of these documents? Please contact us to expand your subscription.

If you have a paper copy of a monograph, you can activate the digital version free of charge in encoding the unique activation code printed on the first page of the book.

The screenshot shows the 'Books' section of the Strada International Taxation website. A list of books is displayed, including 'Mémoires intégration fiscale 2018-2019', 'European VAT Handbook 2017/2018', 'Mélanges Pascal Mirne', 'Droit fiscal de l'Union européenne', 'Prix de transfert', and 'Droit bancaire et financier européen'. A red box highlights the 'Activate more books' button and a form to enter an activation code. The form includes a text input field for the activation code, an 'Add a monograph' button, and a checkbox for 'I agree with the general conditions of sale and with the conditions of use formulated below.' An 'Activer' button is also visible.

Access to subscribed monographs is possible up until publication of the new edition. The online content of the new edition will replace that of the previous one, which will remain available under the library's '**Archives**' button, if you have activated it earlier.